



# Product Specifications

<b>Customer</b>	
<b>Model</b>	<b>TP-104P2A0CW-001</b>



Records of Revision			
Vision	Modifying	Old Description	New Description
v2010.1	Preliminary specification		



## General Description

The TP-104P2A0CW-001 is a Projected Capacitive touch panel, it supports 10 points multi-touch. It is bonded with a 0.7mm, 7H hardness, Soda-lime Tempered cover lens, complies IK rating 07.

The structure of TP-104P2A0CW-001 is "G/G" , optional AG coating.  
It is designed by Nextech Co.,Ltd.

## Specifications

Type of Touch Technology	<b>Projected Capacitive</b>
Input Method	<b>Finger or Nextech active touch stylus.</b>
Average Transmittance	<b>&gt;85%</b>
Accuracy	<b>2.5mm each target, 10% Jitter</b>
Interface	<b>USB/RS232</b>
Suggested Related Touch Controller	<b>EETI 84H5680 Series.</b>

## Dimensions

Outline of Cover Lens	<b>239.02x176.60(±0.2) mm</b>
Viewing Area	<b>212.70x158.82(±0.2) mm</b>
Active Area	<b>212.20x159.32(±0.2) mm</b>
Thickness of Cover Lens	<b>0.7(±0.2) mm</b>
Total Thickness	<b>2.7(±0.2) mm</b>

## Environmental Characteristic

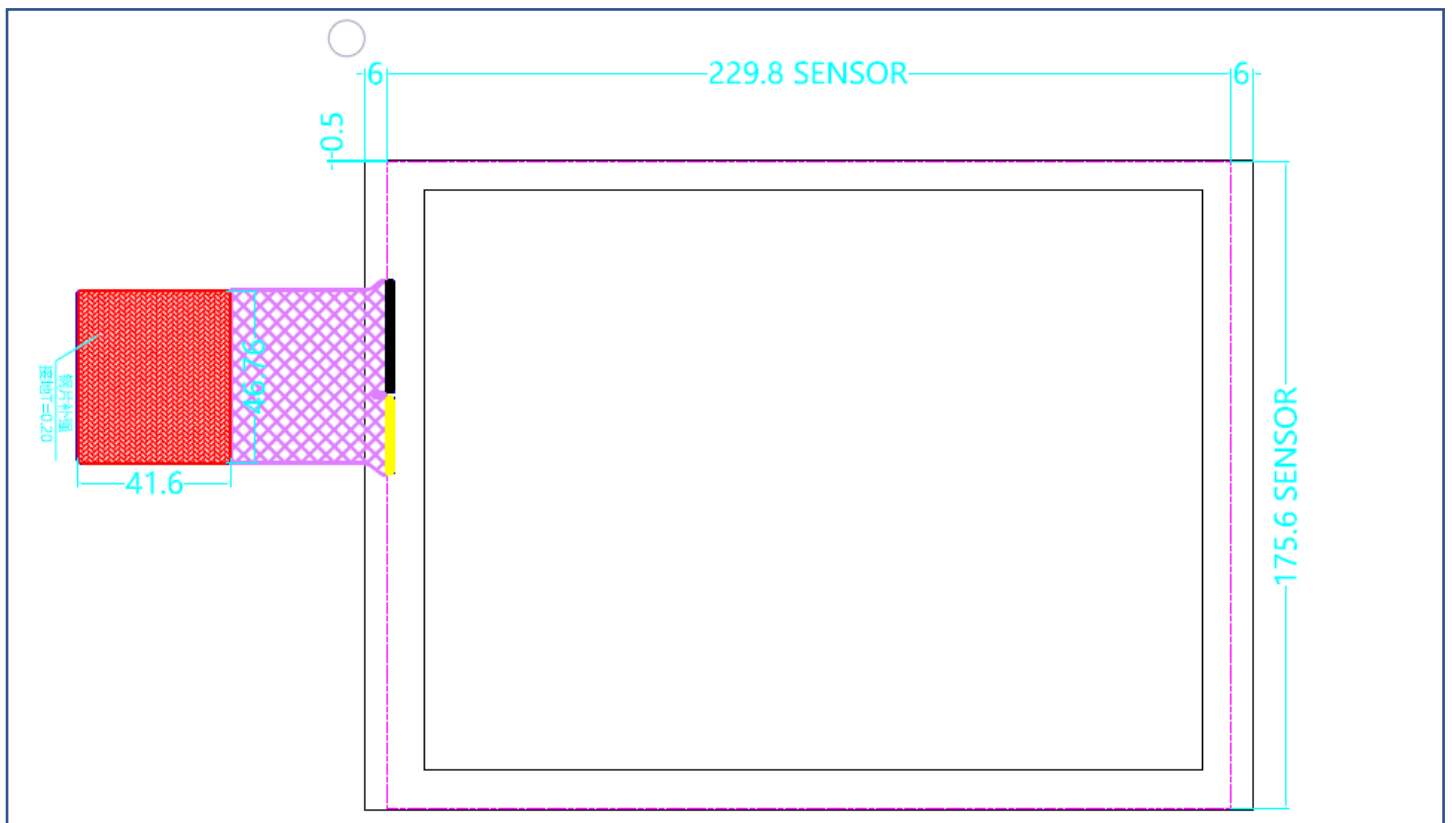
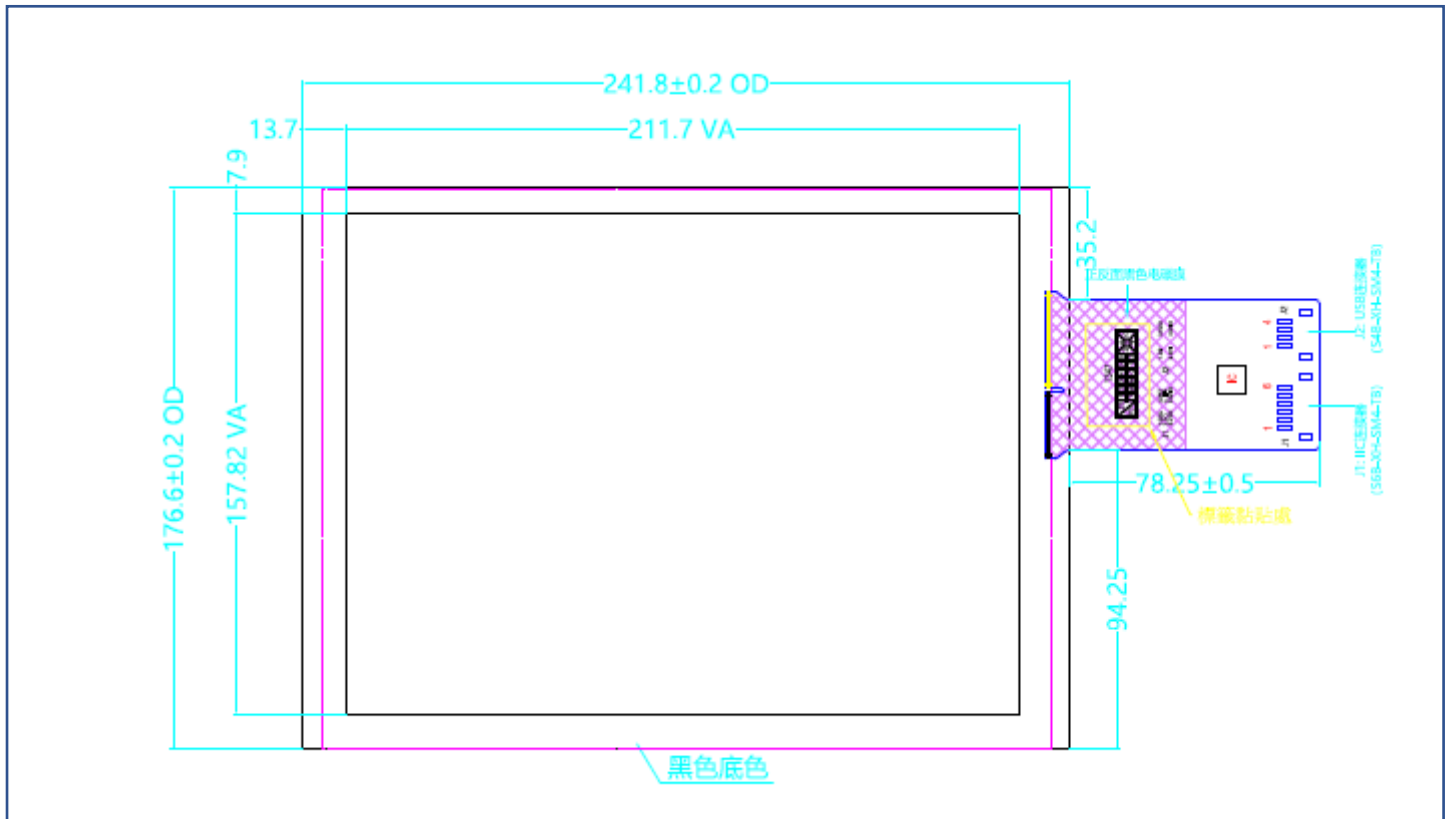
Item	Temperature	Humidity
Operating	<b>-20~70°C</b>	<b>0~90%RH</b>
Storage	<b>-30~80°C</b>	<b>0~90%RH</b>



## Appearance



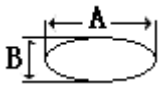
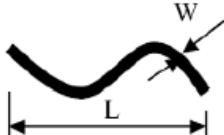
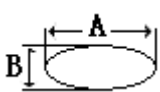
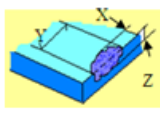
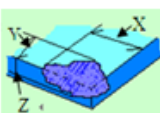
## Dimensions



## Reliability Test

Item	Condition	Judge
High temperature	60°C /240 hours	Reliability test may cause the film puffed yet the electric characteristic stays intact.
Low temperature	-20°C /240 hours	
High temperature / humidity	60°C / 95%RH, 240 hours	
Thermal Cycle	40°C ~80°C [30 min/cycle] *50 cycles	
Impact Test	the steel ball falls with beginning 50 centimeters which drops the center of the sample 3 times	


## Appearance Inspection

Item	Calculate Method	The standard of determination	
		Size	Allowed Quantity
Spot defect (White/ Black)	$\Phi = (A+B)/2$ 	$0 \leq \Phi \leq 0.5\text{mm}$	$\infty$
		$0.5\text{mm} < \Phi \leq 0.7\text{mm}$	6
		$\Phi > 0.7$	0
		Linear defect	
$0.1\text{mm} < W \leq 0.15\text{mm}$ $L \leq 8\text{mm}$	5		
$0.1 < W$	0		
Bump point	$\Phi = (A+B)/2$ 	$0 \leq \Phi \leq 0.5\text{mm}$	$\infty$
		$0.5\text{mm} < \Phi \leq 0.7\text{mm}$	6
		$\Phi > 0.7$	0
CG chipping/Crack		Front Side: $\Phi \leq 0.15\text{mm}$ $Z \leq T/2$ *	2
		Back Side: Invisible from the front side	$\infty$
		Front Side: $X \leq 0.15\text{mm}$ $Y \leq 0.15\text{mm}$	2



## Nextech 10.4" Projected Capacitive Touch Module

**TP-104P2A0CW-001**

		<b><math>Z \leq T/2</math> *</b>	
		<b>Back Side: Invisible from the front side</b>	<b><math>\infty</math></b>
		<b>Any Crack</b>	<b>0</b>
<b>Dirty</b>		<b>Uncleanable</b>	<b>0</b>

\* T = Thickness of Glass

Inspection environment conditions :

1. The touch panel has to be inspected at a clean room of at least class 10,000.
2. The visual inspection environment should be set at 15~25°C and 25~75% humidity.
3. The illumination of the appearance inspection should be 800~1000Lux.
4. The visual inspection should be kept the distance 35CM or more between the touch panel and the eyes.
5. The viewing angle should be 45 degree
6. Visual inspection time should be less than 25 seconds.